

Date: 14th February, 2022

To
The Department of Corporate Services,
BSE Limited,
25th Floor, PJ Towers,
Dalal Street,
Mumbai – 400 001

Sub: Submission of Un-Audited Financial Results (Standalone and Consolidated) of the company alongwith Limited Review Report for the quarter & nine months ended 31st December, 2021

Scrip Code: 538734

Dear Madam /Sir,

In terms of Regulation 30 and 33 of SEBI (Listing Obligations and Disclosures Requirements) Regulation, 2015 and in continuation to our letter dated 8th February, 2022; please find enclosed herewith the Un-Audited Financial Results (Standalone and Consolidated) of the company for the quarter & nine months ended 31st December, 2021 alongwith Limited Review Report of Statutory Auditors of the Company- M/S Chaturvedi & Shah LLP, Chartered Accountants, on the Un-Audited Financial Results(Standalone and Consolidated) of the company for the quarter & nine months ended 31st December, 2021.

This is for your information and records.

Kindly acknowledge the receipt of the same.

Thanking You

Yours truly,
For Ceinsys Tech Limited


Pooja Karande
Company Secretary
& Compliance Officer



Encl: As above

Independent Auditor's Review Report on Standalone Unaudited Financial Results of the Company Pursuant to the Regulations 33 of the SEBI (Listing Obligations and Disclosure Requirements) Regulations, 2015

To,
The Board of Directors
Ceinsys Tech Limited

1. We have reviewed the accompanying statement of Standalone Unaudited Financial Results of **Ceinsys Tech Limited** ("the Company") for the quarter ended December 31, 2021 and year to date from April 01, 2021 to December 31, 2021, ("the statement"), attached herewith, being submitted by the Company pursuant to the requirement of Regulation 33 of the SEBI (Listing Obligations and Disclosure Requirements) Regulations, 2015 ("the Regulation"), as amended.
2. This statement is the responsibility of the Company's Management and approved by the Board of Directors, has been prepared in accordance with the recognition and measurement principles laid down in Indian Accounting Standard 34, Interim Financial Reporting (Ind AS 34) as prescribed under section 133 of the Companies Act, 2013 read with relevant rules issued thereunder and other accounting principles generally accepted in India. Our responsibility is to issue a report on the statement based on our review.
3. We conducted our review of the statement in accordance with the Standard on Review Engagement (SRE) 2410, 'Review of Interim Financial Information Performed by the Independent Auditor of the Entity' issued by the Institute of Chartered Accountants of India. This standard requires that we plan and perform the review to obtain moderate assurance as to whether the financial statements are free of material misstatement. A review is limited primarily to inquiries of Company personnel and analytical procedures, applied to financial data and thus provides less assurance than an audit. We have not performed an audit and accordingly, we do not express an audit opinion.



4. Based on our review conducted as stated above, nothing has come to our attention that causes us to believe that the statement, prepared in accordance with the recognition and measurement principles laid down in the applicable Indian Accounting Standards prescribed under section 133 of the Companies Act, 2013 read with relevant rules issued thereunder and other accounting practices and policies generally accepted in India, has not disclosed the information required to be disclosed in terms of Regulation 33 of the SEBI (Listing Obligations and Disclosure Requirements) Regulations, 2015, as amended, including the manner in which it is to be disclosed, or that it contains any material misstatement.

5. Emphasis of Matter



We draw your attention to the Note no. 3 to the Statement, which describes the uncertainties and impact of COVID-19 pandemic on the operations of the Company.

Our conclusion is not modified in respect of this matter.

For CHATURVEDI & SHAH LLP

Chartered Accountants

Firm Reg. No. 101720W / W100355

R. KORLA

Partner

Membership No. 35629

UDIN No.: 22035629 ACAKUV6942

Mumbai

Date: February 14, 2022

CEINSYS TECH LIMITED						
Statement of Standalone Unaudited Financial Results for the quarter and nine months ended December 31, 2021						
(Rs. in Lakhs, unless otherwise stated)						
Particulars	Quarter ended			Nine Months Ended		Year ended
	31.12.21 Unaudited	30.09.21 Unaudited	31.12.20 Unaudited	31.12.21 Unaudited	31.12.20 Unaudited	31.03.2021 Audited
I. Revenue From Operations	5,136.35	5,361.90	4,830.26	14,591.23	12,424.24	18,523.19
II. Other Income	30.34	36.80	25.08	106.65	182.64	217.77
III. Total Income (I + II)	5,166.69	5,398.70	4,855.34	14,697.88	12,606.88	18,740.96
IV. Expenses						
Purchases of Stock-in-Trade	589.36	467.48	323.26	1,439.50	1,075.48	1,659.20
Changes in Inventories of Stock-in-Trade	(183.48)	(10.83)	8.45	(194.96)	50.34	68.90
Project and Other Operating Expenses	2,519.73	3,162.77	2,405.88	7,672.22	6,776.96	10,518.09
Employee Benefits Expense	850.25	778.89	674.72	2,300.87	2,191.16	2,881.16
Finance Costs	245.66	270.35	302.38	749.69	934.32	1,172.39
Depreciation and Amortisation Expense	74.73	68.28	82.42	217.47	257.66	337.20
Other Expenses	718.48	614.00	524.76	1,722.90	1,083.56	1,783.17
Total Expenses (IV)	4,814.73	5,350.94	4,321.87	13,907.69	12,369.48	18,420.11
V. Profit Before Exceptional Items and Tax (III-IV)	351.96	47.76	533.47	790.19	237.40	320.85
VI. Exceptional Items	-	-	-	-	-	-
VII. Profit before tax (V- VI)	351.96	47.76	533.47	790.19	237.40	320.85
VIII. Tax expense						
(1) Current Tax	(114.94)	(73.46)	(104.88)	(324.82)	(104.88)	(201.48)
(2) Income Tax for Earlier Years	-	-	-	-	-	3.43
(3) Deferred Tax	17.94	55.80	5.81	119.42	52.92	153.84
IX. Profit for the period/year (VII + VIII)	254.96	30.10	434.40	584.79	185.44	276.64
X. Other Comprehensive Income						
A (i) items that will not be reclassified to profit or loss						
- Remeasurements Gain/(Loss) on defined benefit plans	(1.16)	(1.17)	(3.50)	(3.50)	(10.52)	(4.66)
(ii) Income Tax relating to items that will not be reclassified	0.34	0.34	0.97	1.02	2.93	1.30
B. (i) Items that will be reclassified to profit or loss	-	-	-	-	-	-
(ii) Income Tax relating to items that will be reclassified to	-	-	-	-	-	-
Total Other Comprehensive Income	(0.82)	(0.83)	(2.53)	(2.48)	(7.59)	(3.36)
XI. Total Comprehensive Income for the period/year (IX+X)	254.14	29.27	431.87	582.31	177.85	273.28
XII. Paid-up Equity Share Capital (Face value of Rs. 10 each)	1,111.71	1,111.71	1,111.71	1,111.71	1,111.71	1,111.71
XIII. Other Equity Excluding Revaluation Reserve						7,639.22
XIV. Earnings Per Equity Share (In Rs.) (Face Value of Rs.10/- each)						
(1) Basic (*Not Annualised)	2.29*	0.27*	3.91*	5.26*	1.67*	2.49
(2) Diluted (*Not Annualised)	2.29*	0.27*	3.91*	5.26*	1.67*	2.49



Unaudited Standalone Financial Results for the Quarter and Nine months ended December 31, 2021

1. The chief operating decision maker (CODM) has identified following reportable segments of its business.

- a. Enterprise Geospatial & Engineering Services
- b. Software Products
- c. Power Generation

Segment wise Revenue, Results, Assets and Liabilities


(Rs. in Lakhs, unless otherwise stated)

Particulars	Quarter ended			Nine Months Ended		Year ended
	31.12.21	30.09.21	31.12.20	31.12.21	31.12.20	31.03.2021
	Unaudited	Unaudited	Unaudited	Unaudited	Unaudited	Audited
1. Segment Revenue						
a. Enterprise Geospatial & Engineering Services	4,433.34	4,616.83	4,278.07	12,634.35	10,848.37	16,167.17
b. Software Products	661.41	661.11	527.60	1,769.57	1,422.54	2,176.39
c. Power Generation	41.60	83.96	24.59	187.31	153.33	179.63
Income From Operations	5,136.35	5,361.90	4,830.26	14,591.23	12,424.24	18,523.19
2. Segment Results						
a. Enterprise Geospatial & Engineering Services	730.70	262.56	894.64	1,714.64	1,410.90	1,843.90
b. Software Products	(14.08)	133.91	114.43	124.72	104.55	201.17
c. Power Generation	11.68	49.49	(4.10)	86.99	66.41	63.72
Total	728.30	445.96	1,004.97	1,926.35	1,581.86	2,108.79
i) Finance Costs	(245.66)	(270.35)	(302.38)	(749.69)	(934.32)	(1,172.39)
ii) Other unallocable expenditure	(161.02)	(164.65)	(194.20)	(493.12)	(592.78)	(833.32)
iii) Unallocable Income	30.34	36.80	25.08	106.65	182.64	217.77
Profit before exceptional items and Tax	351.96	47.76	533.47	790.19	237.40	320.85
Exceptional items	-	-	-	-	-	-
Profit Before Tax	351.96	47.76	533.47	790.19	237.40	320.85
3. Segment Assets						
a. Enterprise Geospatial & Engineering Services	20,398.98	20,426.39	19,582.34	20,398.98	19,582.34	19,859.89
b. Software Products	703.22	647.74	643.94	703.22	643.94	582.89
c. Power Generation	1,097.28	1,156.53	1,126.37	1,097.28	1,126.37	1,059.63
d. Unallocable	3,726.69	5,011.23	4,033.08	3,726.69	4,033.08	3,820.77
Total	25,926.17	27,241.89	25,385.73	25,926.17	25,385.73	25,323.18
4. Segment Liabilities						
a. Enterprise Geospatial & Engineering Services	6,445.96	7,567.68	5,830.68	6,445.96	5,830.68	6,754.02
b. Software Products	242.28	23.73	157.08	242.28	157.08	119.88
c. Power Generation	-	-	-	-	-	-
d. Unallocable	10,154.81	10,821.50	10,742.47	10,154.81	10,742.47	9,698.35
Total	16,843.05	18,412.91	16,730.23	16,843.05	16,730.23	16,572.25



- 2 These Standalone Financial Results of Ceinsys Tech Limited (the "Company") for the quarter and nine months ended December 31, 2021 (the "statement") were reviewed by Audit Committee and approved by the Board of Directors at their meeting held on February 14, 2022. The Statutory auditor's of the Company has carried out a limited review of the above results for the quarter and nine months ended December 31, 2021.
- 3 Due to COVID-19 Pandemic the Company's operations and revenue during the period were impacted. There is significant increase in the number of cases in India and has led to suspension of operations and hold on certain project work due to regional / local restrictions in areas with a significant number of COVID-19 cases. This unprecedented disruption continues to impact the business and financial results. In spite of the continuous prevalence of COVID 19 pandemic, the Company is able to achieve satisfactory business operation and believes that the Pandemic is not likely to impact the carrying value of its assets. The Company will continue to closely monitor any material changes arising out of future economic conditions and impact on its business including recoverability of inventories and trade receivables. As the situation is continuously evolving, the eventual impact may be different from the estimates made as of date of approval of these standalone financial results.
- 4 On December 22, 2021, the Board of Directors of the Company has approved, subject to the approval of the shareholders of the Company and such regulatory / statutory authorities as may be applicable:
 - a) an acquisition of 100% equity stake in Allygrow Technologies Private Limited (ATPL) for a total consideration of Rs. 6,806.95 Lakhs, partly by Cash consideration of Rs. 1,179.20 Lakhs and remaining of Rs. 5,627.75 Lakhs by issuance of 36,07,530 equity shares of the Company of Rs. 10/- each at an Issue price of Rs. 156/- per equity share on a preferential basis (Preferential Issue), in accordance with SEBI (Issue of Capital and Disclosure Requirements) Regulations, 2018, as amended ("ICDR Regulations"), the Companies Act, 2013 and other applicable laws. On the same day the Company entered into a Share Purchase Agreement ("SPA Agreement") with the ATPL and its existing Shareholders to acquire 2,52,780 equity shares (Class B, paid-up share capital) of ATPL.
 - b) an issuance of 7,06,782 Equity shares of the Company of Rs.10/- each, for cash, at an issue price of Rs. 156/- per Equity Share aggregating to Rs. 1,102.58 Lakhs to Mr. Sagar Meghe and Mrs. Devika Meghe, promoters of the Company, on a preferential basis ("Preferential issue") in accordance with the ICDR Regulations, the Companies Act, 2013 and other applicable laws.
 - c) Subsequent to the quarter end, on January 15, 2022, the Shareholders of the Company approved the preferential issue for consideration other than cash to one or more Investors and for consideration in cash to one or more Promoters of the Company. These preferential issues have since been allotted and pursuant to allotment of 36,07,530 shares to the existing share holders of ATPL ; ATPL along with its subsidiaries has now become subsidiary/fellow subsidiaries of the Company.
- 5 The figures for the corresponding previous periods/year have been regrouped/rearranged wherever necessary, to make them comparable.

For and on behalf of Board of directors
Ceinsys Tech Limited


Rahul Johapurkar
Joint Managing Director
DIN: 08768899
Place: Nagpur
Date: February 14, 2022



Independent Auditor's Review Report on Consolidated Unaudited Financial Results of the Company Pursuant to the Regulations 33 of the SEBI (Listing Obligations and Disclosure Requirements) Regulations, 2015

To,
The Board of Directors
Ceinsys Tech Limited

1. We have reviewed the accompanying statement of Consolidated Unaudited Financial Results of **Ceinsys Tech Limited** ("the Holding Company") and its Subsidiary (the Holding Company and a Subsidiary together refer to "the Group") for the quarter ended December 31, 2021 and year to date from April 01, 2021 to December 31, 2021,, ("the statement"), being submitted by the Holding Company pursuant to the requirement of Regulation 33 of the SEBI (Listing Obligations and Disclosure Requirements) Regulations, 2015 ("the Regulation"), as amended.
2. This statement is the responsibility of the Holding Company's Management and approved by the Holding Company's Board of Directors, has been prepared in accordance with the recognition and measurement principles laid down in Indian Accounting Standard 34 - Interim Financial Reporting ("Ind AS 34") as prescribed under section 133 of the Companies Act, 2013 read with relevant rules issued thereunder and other accounting principles generally accepted in India. Our responsibility is to express a conclusion on the statement based on our review.
3. We conducted our review of the statement in accordance with the Standard on Review Engagement (SRE) 2410, 'Review of Interim Financial Information Performed by the Independent Auditor of the Entity' issued by the Institute of Chartered Accountants of India. A review of interim financial information consists of making inquiries, primarily of persons responsible for financial and accounting matters, and applying analytical and other review procedures. A review is substantially less in scope than an audit conducted in accordance with Standards on Auditing and consequently does not enable us to obtain assurance that we would become aware of all significant matters that might be identified in an audit. Accordingly, we do not express an audit opinion.



4. The statement includes the financial information of following subsidiary company:
- i) ADCC Infocom Private Limited
5. Based on our review conducted and procedure performed as stated in paragraph 3 above, nothing has come to our attention that causes us to believe that the accompanying statement of consolidated financial results, prepared in accordance with the recognition and measurement principles laid down in the applicable Indian Accounting Standards ("Ind AS") prescribed under section 133 of the Companies Act, 2013 read with relevant rules issued thereunder and other accounting practices and policies generally accepted in India, has not disclosed the information required to be disclosed in terms of Regulation 33 of the SEBI (Listing Obligations and Disclosure Requirements) Regulations, 2015, as amended, including the manner in which it is to be disclosed, or that it contains any material misstatement.

6. **Emphasis of Matter**

We draw your attention to the Note no. 3 to the Statement, which describes the uncertainties and impact of COVID-19 pandemic on the operations of the Group.

Our conclusion is not modified in respect of this matter.

For CHATURVEDI & SHAH LLP

Chartered Accountants

Firm Reg. No. 101720W / W100355



R. KORLA

Partner

Membership No. 35629

UDIN No.: 22035629 ACAMKB9977

Mumbai

Date: February 14, 2022

CEINSYS TECH LIMITED						
Statement of Consolidated Unaudited Financial Results for the quarter and nine months ended December 31, 2021						
(Rs. in Lakhs, unless otherwise stated)						
Particulars	Quarter ended			Nine Months Ended		Year ended
	31.12.21	30.09.21	31.12.20	31.12.21	31.12.20	31.03.2021
	Unaudited	Unaudited	Unaudited	Unaudited	Unaudited	Audited
I. Revenue From Operations	5,136.35	5,361.90	4,830.26	14,591.70	12,424.24	18,523.19
II. Other Income	30.19	36.81	25.08	106.45	119.63	154.76
III. Total Income (I + II)	5,166.54	5,398.71	4,855.34	14,698.15	12,543.87	18,677.95
IV. Expenses						
Purchases of Stock-in-Trade	589.36	467.48	323.26	1,439.50	1,075.48	1,659.20
Changes in Inventories of Stock-in-Trade	(183.48)	(10.83)	8.46	(194.96)	50.34	68.90
Project and Other Operating Expenses	2,519.73	3,162.77	2,405.87	7,672.22	6,776.96	10,518.09
Employee Benefits Expense	850.25	778.90	674.71	2,300.86	2,201.99	2,891.57
Finance Costs	245.66	270.35	302.37	749.69	934.31	1,172.39
Depreciation and Amortisation Expense	74.83	68.37	82.52	217.77	257.95	337.59
Other Expenses	718.77	614.26	525.22	1,723.93	1,085.33	1,786.64
Total Expenses (IV)	4,815.12	5,351.30	4,322.41	13,909.01	12,382.36	18,434.38
V. Profit Before Exceptional Items and Tax (III-IV)	351.42	47.41	532.93	789.14	161.51	243.57
VI. Exceptional Items	-	-	-	-	-	-
VII. Profit Before Tax (V- VI)	351.42	47.41	532.93	789.14	161.51	243.57
VIII. Tax Expense						
(1) Current Tax	(114.94)	(73.46)	(104.88)	(324.82)	(104.88)	(201.48)
(2) Income Tax for earlier Years	-	-	-	-	-	3.43
(3) Deferred Tax	17.95	55.81	5.80	119.45	52.89	153.87
IX. Profit for the period/year (VII + VIII)	254.43	29.76	433.85	583.77	109.52	199.39
X. Other Comprehensive Income						
A. (i) Items that will not be reclassified to profit or loss						
- Remeasurements Gain/(Loss) on defined benefit plans	(1.16)	(1.17)	(3.50)	(3.50)	(10.52)	(4.66)
(ii) Income Tax relating to items that will not be reclassified to profit or loss	0.34	0.34	0.97	1.02	2.93	1.30
B. (i) Items that will be reclassified to profit or loss						
(ii) Income Tax relating to items that will be reclassified to profit or loss	-	-	-	-	-	-
Total Other Comprehensive Income	(0.82)	(0.83)	(2.53)	(2.48)	(7.59)	(3.36)
XI. Total Comprehensive Income for the period/year (IX+X)	253.61	28.93	431.32	581.29	101.93	196.03
XII. Profit attributable to owners of the Company	254.43	29.76	433.85	583.77	109.52	199.39
XIII. Other Comprehensive Income attributable to owners of the Company	(0.82)	(0.83)	(2.53)	(2.48)	(7.59)	(3.36)
XIV. Total comprehensive income attributable to owners of the Company	253.61	28.93	431.32	581.29	101.93	196.03
XV. Paid-up Equity Share Capital (Face value of Rs. 10 each)	1,111.71	1,111.71	1,111.71	1,111.71	1,111.71	1,111.71
XVI. Other Equity Excluding Revaluation Reserve						7,801.83
XVII. Earnings Per Equity Share (In Rs.) (Face Value of Rs.10/- each)						
(1) Basic (*Not Annualised)	2.29*	0.27*	3.90*	5.25*	(0.99)*	1.79
(2) Diluted (*Not Annualised)	2.29*	0.27*	3.90*	5.25*	(0.99)*	1.79



Consolidated Unaudited financial results for the quarter and nine months ended December 31, 2021

1. The chief operating decision maker (CODM) has identified following reportable segments of its business.

- a. Enterprise Geospatial & Engineering Services
- b. Software Products
- c. Power Generation

Segment wise Revenue, Results, Assets and Liabilities


(Rs. in Lakhs, unless otherwise stated)

Particulars	Quarter ended			Nine Months Ended		Year ended
	31.12.21	30.09.21	31.12.20	31.12.21	31.12.20	31.03.2021
	Unaudited	Unaudited	Unaudited	Unaudited	Unaudited	Audited
1. Segment Revenue						
a. Enterprise Geospatial & Engineering Services	4,433.34	4,616.83	4,278.07	12,634.82	10,848.37	16,167.17
b. Software Products	661.41	661.11	527.60	1,769.57	1,422.54	2,176.39
c. Power Generation	41.60	83.96	24.59	187.31	153.33	179.63
Income From Operations	5,136.35	5,361.90	4,830.26	14,591.70	12,424.24	18,523.19
2. Segment Results						
a. Enterprise Geospatial & Engineering Services	730.67	262.58	894.68	1,714.87	1,399.33	1,831.02
b. Software Products	(14.08)	133.89	114.43	124.72	104.55	201.17
c. Power Generation	11.68	49.49	(4.10)	86.99	66.41	63.72
Total	728.27	445.96	1,005.01	1,926.58	1,570.29	2,095.91
i) Finance Costs	(245.66)	(270.35)	(302.37)	(749.69)	(934.31)	(1,172.39)
ii) Other unallocable expenditure	(161.38)	(165.01)	(194.79)	(494.20)	(594.10)	(834.71)
iii) Unallocable Income	30.19	36.81	25.08	106.45	119.63	154.76
Profit before exceptional items and Tax	351.42	47.41	532.93	789.14	161.51	243.57
Exceptional items	-	-	-	-	-	-
Profit Before Tax	351.42	47.41	532.93	789.14	161.51	243.57
3. Segment Assets						
a. Enterprise Geospatial & Engineering Services	20,398.99	20,426.39	19,582.48	20,398.99	19,582.48	19,860.01
b. Software Products	703.22	647.74	643.94	703.22	643.94	582.89
c. Power Generation	1,097.28	1,156.53	1,126.37	1,097.28	1,126.37	1,059.63
d. Unallocable	3,891.54	5,176.48	4,204.01	3,891.54	4,204.01	3,989.71
Total	26,091.03	27,407.14	25,556.80	26,091.03	25,556.80	25,492.24
4. Segment Liabilities						
a. Enterprise Geospatial & Engineering Services	6,445.96	7,567.68	5,830.69	6,445.96	5,830.69	6,754.02
b. Software Products	242.27	23.73	157.08	242.27	157.08	119.88
c. Power Generation	-	-	-	-	-	-
d. Unallocable	10,158.08	10,824.64	10,749.55	10,158.08	10,749.55	9,704.80
Total	16,846.31	18,416.05	16,737.32	16,846.31	16,737.32	16,578.70



- 2 These Consolidated Financial Results of Ceinsys Tech Limited (the "Company") for the quarter and Nine months ended December 31, 2021 (the "statement") were reviewed by Audit Committee and approved by the Board of Directors at their meeting held on February 14, 2022. The Statutory auditor's of the company has carried out a limited review of the above results for quarter nad Nine months ended December 31, 2021.
- 3 Due to COVID-19 Pandemic the Company's operations and revenue during the period were impacted. There is significant increase in the number of cases in India and has led to suspension of operations and hold on certain project work due to regional / local restrictions in areas with a significant number of COVID-19 cases. This unprecedented disruption continues to impact the business and financial results. In-spite of the continuous prevalence of COVID 19 pandemic, the Company is able to achieve satisfactory business operation and believes that the Pandemic is not likely to impact the carrying value of its assets. The Company will continue to closely monitor any material changes arising out of future economic conditions and impact on its business including recoverability of inventories and trade receivables. As the situation is continuously evolving, the eventual impact may be different from the estimates made as of date of approval of these consolidated financial results.
- 4 On December 22, 2021, the Board of Directors of the Company has approved, subject to the approval of the shareholders of the Company and such regulatory / statutory authorities as may be applicable,;
 - a) An acquisition of 100% equity stake in Allygrow Technologies Private Limited (ATPL) for a total consideration of Rs. 6,806.95 Lakhs, partly by Cash consideration of Rs. 1,179.20 Lakhs and remaining of Rs. 5,627.75 Lakhs by issuance of 36,07,530 equity shares of the Company of Rs. 10/- each at an Issue price of Rs. 156/- per equity share on a preferential basis (Preferential Issue), in accordance with SEBI (Issue of Capital and Disclosure Requirements) Regulations, 2018, as amended ("ICDR Regulations"), the Companies Act, 2013 and other applicable laws. On the same day the Company entered into a Share Purchase Agreement ("SPA Agreement") with the ATPL and its existing Shareholders to acquire 2,52,780 equity shares (Class B, paid-up share capital) of ATPL.
 - b) An issuance of 7,06,782 Equity shares of the Company of Rs.10/- each, for cash, at an issue price of Rs. 156/- per Equity Share aggregating to Rs. 1,102.58 Lakhs to Mr. Sagar Meghe and Mrs. Devika Meghe, promoters of the Company, on a preferential basis ("Preferential issue") in accordance with the ICDR Regulations, the Companies Act, 2013 and other applicable laws.
 - c) Subsequent to the quarter end, on January 15, 2022, the Shareholders of the Company approved the preferential issue for consideration other than cash to one or more Investors and for consideration in cash to one or more Promoters of the Company. These preferential issues have since been allotted and pursuant to allotment of 36,07,530 shares to the existing share holders of ATPL, ATPL along with its subsidiaries has now become subsidiary/fellow subsidiaries of the Company.
- 5 The figures for the corresponding previous periods/year have been regrouped/rearranged wherever necessary, to make them comparable.

For and on behalf of Board of directors
Ceinsys Tech Limited


Rahu Joharapurkar
Joint Managing Director
DIN: 08768899
Place: Nagpur
Date: February 14, 2022

