

Date: 7th September, 2020

To,
The Corporate Relationship Department,
BSE Limited,
25th Floor, P.J. Towers,
Dalal Street, Mumbai- 400001

Subject: Outcome of the Board Meeting

Ref.: Regulation 30 of SEBI (Listing Obligations and Disclosure Requirements) Regulations, 2015

Scrip Code: 538734

Dear Sir,

This is to inform you that the Meeting of Board of Directors was held today, Monday, 7th September, 2020 at its Registered Office situated at 10/5, LT. Park, Nagpur-440022. The Board has considered and recommended / passed the following agenda items:

1. The Board discussed and approved Audited Standalone Financial Results/Statements of the Company along with the Statutory Auditors' report thereon for the quarter ended 30th June, 2020.
2. The Board discussed and approved Audited Consolidated Financial Results/Statements of the Company along with the Statutory Auditors' report thereon for the quarter ended 30th June, 2020.
3. The Board has approved the book closure of Register of Members from 24th September, 2020 to 30th September, 2020 to determine the eligibility for dividend and E-voting and the record date as 23rd September, 2020 for the purpose of payment of Dividend.
4. The Board has approved the Report of Board of Directors along with Annexures for the financial year 2019-20.
5. The Board has approved the Notice of 22nd Annual General Meeting of the company which shall be held on 30th September, 2020 at 11:30 a.m. at the Registered Office of the Company.
6. The Board has approved appointment of Mr. Sushil Kawadkar as the Scrutinizer for the purpose of E-voting and for Voting at 22nd Annual General Meeting of the Company

Meeting commenced at 12.00 Noon and concluded at 1.40 PM.

Kindly acknowledge the receipt of the same.

Thanking you.

Yours faithfully,
For Ceinsys Tech Limited



Saurabh Somani
Company Secretary &
Compliance Officer



Independent Auditor's Review Report on Standalone Unaudited Financial Results of the Company Pursuant to the Regulations 33 of the SEBI (Listing Obligations and Disclosure Requirements) Regulations, 2015


To,
The Board of Directors
Ceinsys Tech Limited

1. We have reviewed the accompanying statement of Standalone Unaudited Financial Results of **Ceinsys Tech Limited** ("the Company") for the quarter ended June 30, 2020, ("the statement"), attached herewith, being submitted by the Company pursuant to the requirement of Regulation 33 of the SEBI (Listing Obligations and Disclosure Requirements) Regulations, 2015 ("the Regulation"), as amended.
2. This statement is the responsibility of the Company's Management and approved by the Board of Directors, has been prepared in accordance with the recognition and measurement principles laid down in Indian Accounting Standard 34, Interim Financial Reporting (Ind AS 34) as prescribed under section 133 of the Companies Act, 2013 read with relevant rules issued thereunder and other accounting principles generally accepted in India. Our responsibility is to issue a report on the statement based on our review.
3. We conducted our review of the statement in accordance with the Standard on Review Engagement (SRE) 2410, 'Review of Interim Financial Information Performed by the Independent Auditor of the Entity' issued by the Institute of Chartered Accountants of India. This standard requires that we plan and perform the review to obtain moderate assurance as to whether the financial statements are free of material misstatement. A review is limited primarily to inquiries of Company personnel and analytical procedures, applied to financial data and thus provides less assurance than an audit. We have not performed an audit and accordingly, we do not express an audit opinion.



4. Based on our review conducted as stated above, nothing has come to our attention that causes us to believe that the statement, prepared in accordance with the recognition and measurement principles laid down in the applicable Indian Accounting Standards prescribed under section 133 of the Companies Act, 2013 read with relevant rules issued thereunder and other accounting practices and policies generally accepted in India, has not disclosed the information required to be disclosed in terms of Regulation 33 of the SEBI (Listing Obligations and Disclosure Requirements) Regulations, 2015, as amended, including the manner in which it is to be disclosed, or that it contains any material misstatement.

For **CHATURVEDI & SHAH LLP**
Chartered Accountants
Firm Reg. No. 101720W / W100355




R. KORLA
Partner
Membership No. 35629
UDIN No.: 20035629AAAAGZ6262



Mumbai
Date: September 07, 2020

CEINSYS TECH LIMITED				
Statement of Standalone Unaudited Financial Results for the Quarter ended June 30, 2020				
(Rs. in Lakhs, unless otherwise stated)				
Particulars	Quarter ended			Year ended
	30.06.2020	31.03.2020	30.06.2019	31.03.2020
	Unaudited	Refer Note 6	Unaudited	Audited
I. Revenue From Operations	2,780.31	6,083.53	3,329.16	19,736.99
II. Other Income	29.48	30.61	78.78	403.69
III. Total Income (I + II)	2,809.79	6,114.14	3,407.94	20,140.68
IV. Expenses				
Purchases of Stock-in-Trade	413.09	447.56	156.90	1,581.95
Changes in Inventories of Stock-in-Trade	(6.82)	(49.55)	5.74	(67.68)
Project and Other Operating Expenses	1,659.89	2,791.31	941.28	7,756.71
Employee Benefits Expense	775.13	912.29	830.49	3,474.03
Finance Costs	312.83	422.29	360.92	1,601.18
Depreciation and Amortisation Expense	89.57	94.58	98.78	387.59
Other Expenses	209.92	692.36	303.47	2,042.55
Total Expenses (IV)	3,453.61	5,310.84	2,697.58	16,776.33
V. (Loss)/ Profit Before Exceptional Items and Tax (III-IV)	(643.82)	803.30	710.36	3,364.35
VI. Exceptional Items	-	-	-	-
VII. (Losses) / Profit Before Tax (V- VI)	(643.82)	803.30	710.36	3,364.35
VIII. Tax expense				
(1) Current Tax	-	(270.01)	(183.25)	(928.47)
(2) Deferred Tax	17.13	31.58	(1.01)	71.68
IX. (Loss) / Profit for the period/year (VII + VIII)	(626.69)	564.87	526.10	2,507.56
X. Other Comprehensive Income				
A (i) Items that will not be reclassified to profit or loss				
- Remeasurements Gain/(Loss) on defined benefit plans	(3.51)	(3.85)	(3.39)	(14.03)
(ii) Income Tax relating to items that will not be reclassified to profit or loss	0.98	1.07	0.94	3.90
B. (i) Items that will be reclassified to profit or loss	-	-	-	-
(ii) Income Tax relating to items that will be reclassified to profit or loss	-	-	-	-
Total Other Comprehensive Income	(2.53)	(2.78)	(2.45)	(10.13)
XI. Total Comprehensive Income for the period/year (IX+X)	(629.22)	562.09	523.65	2,497.43
XII. Paid-up Equity Share Capital (Face value of Rs. 10 each)	1,111.71	1,111.71	1,111.71	1,111.71
XIII. Other Equity Excluding Revaluation Reserve				7,643.86
XIV. Earnings Per Equity Share (In Rs.) (Face Value of Rs.10/- each)				
(1) Basic (*Not Annualised)	(5.64)*	5.08*	4.73*	22.56
(2) Diluted (*Not Annualised)	(5.64)*	5.08*	4.73*	22.56




Unaudited Standalone Financial Results for the Quarter ended June 30, 2020

1. The chief operating decision maker (CODM) has identified following reportable segments of its business.
- Enterprise Geospatial & Engineering Services
 - Software Products
 - Power Generation

Segment wise Revenue, Results, Assets and Liabilities


(Rs. in Lakhs, unless otherwise stated)

Particulars	Quarter ended			Year ended
	30.06.2020	31.03.2020	30.06.2019	31.03.2020
	Unaudited	Refer Note 6	Unaudited	Audited
1. Segment Revenue				
a. Enterprise Geospatial & Engineering Services	2,230.12	5,518.46	3,064.34	17,622.06
b. Software Products	488.31	539.30	186.11	1,888.59
c. Power Generation	61.88	25.77	78.71	226.34
Income From Operations	2,780.31	6,083.53	3,329.16	19,736.99
2. Segment Results				
a. Enterprise Geospatial & Engineering Services	(227.25)	1,315.48	1,159.84	5,278.50
b. Software Products	34.97	86.97	(31.33)	140.51
c. Power Generation	32.33	(2.87)	54.26	111.96
Total	(159.95)	1,399.58	1,182.77	5,530.97
i) Finance Costs	(312.83)	(422.29)	(360.92)	(1,601.18)
ii) Other unallocable expenditure	(200.52)	(204.60)	(190.27)	(969.13)
iii) Unallocable Income	29.48	30.61	78.78	403.69
(Loss) / Profit before exceptional items and Tax	(643.82)	803.30	710.36	3,364.35
Exceptional items	-	-	-	-
(Loss) / Profit Before Tax	(643.82)	803.30	710.36	3,364.35
3. Segment Assets				
a. Enterprise Geospatial & Engineering Services	17,999.67	18,491.81	18,192.55	18,491.81
b. Software Products	1,030.38	752.22	315.63	752.22
c. Power Generation	1,171.27	1,112.65	1,257.10	1,112.65
d. Unallocable	4,294.40	4,392.49	3,962.73	4,392.49
Total	24,495.72	24,749.17	23,728.01	24,749.17
4. Segment Liabilities				
a. Enterprise Geospatial & Engineering Services	3,911.74	5,047.95	3,474.18	5,047.95
b. Software Products	87.09	0.18	63.77	0.18
c. Power Generation	0.53	13.95	22.26	13.95
d. Unallocable	12,370.02	10,931.52	13,133.03	10,931.52
Total	16,369.38	15,993.60	16,693.24	15,993.60



- 2 These Standalone Financial Results of Ceinsys Tech Limited (the "Company") for the quarter ended June 30, 2020 (the "statement") were reviewed by Audit Committee and approved by the Board of Directors at their meeting held on September 07, 2020. The Statutory auditor's of the Company has carried out a limited review of the above results for the quarter ended June 30, 2020.
- 3 The outbreak of Coronavirus (COVID-19) has impacted businesses globally. Till first quarter, the company's field operations were on hold thereafter we started our field operations following the statutory norms issued by various State Government/Local authorities and Central Government with permitted capacity. Factors such as non-availability of sites for execution under such restriction, supply chain disruption and unavailability of personnels required, impacted financial results for the quarter ended 30th June, 2020. In assessing the recoverability of Company's assets such as receivable from customers, Loans etc. ; based on current indicators of future economic conditions, the Company expects to recover the carrying amount of these assets as of 30th June, 2020. The Company will continue to closely monitor any material changes arising out of future economic conditions and impact on its business.
- 4 During the quarter, Dr. Abhay Kimmatkar is re-appointed as Managing Director, Mr. Rahul Joharapurkar is appointed as Joint Managing Director and CA.Chanchal Bhaiyya is appointed as Chief Financial Officer of the Company.
- Appointment & Remuneration of Mr. Abhay Kimmatkar as Managing Director and Mr. Rahul Joharapurkar as Joint Managing Director; are subject to shareholder's approval.
- 5 The figures for the corresponding previous periods/year have been regrouped/rearranged wherever necessary, to make them comparable.
- 6 The Figures for the Quarter ended March 31, 2020 are the balancing figures of the full financial year and the reviewed year to date figures upto the third quarter of the financial year

For and on behalf of Board of directors
Ceinsys Tech Limited


Rahul Joharapurkar
Joint Managing Director
DIN: 08768899
Place: Nagpur
Date: September 07, 2020



Independent Auditor's Review Report on Consolidated Unaudited Financial Results of the Company Pursuant to the Regulations 33 of the SEBI (Listing Obligations and Disclosure Requirements) Regulations, 2015

**To,
The Board of Directors
Ceinsys Tech Limited**

1. We have reviewed the accompanying statement of Consolidated Unaudited Financial Results of **Ceinsys Tech Limited** ("the Parent") and its Subsidiary (the Parent and a Subsidiary together refer to "the Group") for the quarter ended June 30, 2020, ("the statement"), being submitted by the Parent pursuant to the requirement of Regulation 33 of the SEBI (Listing Obligations and Disclosure Requirements) Regulations, 2015 ("the Regulation"), as amended.
2. This statement is the responsibility of the Parent's management and approved by the Parent's Board of Directors, has been prepared in accordance with the recognition and measurement principles laid down in Indian Accounting Standard 34 - Interim Financial Reporting ("Ind AS 34") as prescribed under section 133 of the Companies Act, 2013 read with relevant rules issued thereunder and other accounting principles generally accepted in India. Our responsibility is to express a conclusion on the statement based on our review.
3. We conducted our review of the statement in accordance with the Standard on Review Engagement (SRE) 2410, 'Review of Interim Financial Information Performed by the Independent Auditor of the Entity' issued by the Institute of Chartered Accountants of India. A review of interim financial information consists of making inquiries, primarily of persons responsible for financial and accounting matters, and applying analytical and other review procedures. A review is substantially less in scope than an audit conducted in accordance with Standards on Auditing and consequently does not enable us to obtain assurance that we would become aware of all significant matters that might be identified in an audit. Accordingly, we do not express an audit opinion.



4. The statement includes the financial information of following subsidiary company:

i) ADCC Infocom Private Limited

5. Based on our review conducted and procedure performed as stated in paragraph 3 above, nothing has come to our attention that causes us to believe that the accompanying statement of consolidated financial results, prepared in accordance with the recognition and measurement principles laid down in the applicable Indian Accounting Standards ("Ind AS") prescribed under section 133 of the Companies Act, 2013 read with relevant rules issued thereunder and other accounting practices and policies generally accepted in India, has not disclosed the information required to be disclosed in terms of Regulation 33 of the SEBI (Listing Obligations and Disclosure Requirements) Regulations, 2015, as amended, including the manner in which it is to be disclosed, or that it contains any material misstatement.

For **CHATURVEDI & SHAH LLP**

Chartered Accountants

Firm Reg. No. 101720W / W100355

R. KORLA

Partner

Membership No. 35629


UDIN No.: **20035629AAAAHA2559**



Mumbai

Date: September 07, 2020

CEINSYS TECH LIMITED				
Statement of Consolidated Unaudited Financial Results for the Quarter ended June 30, 2020				
(Rs. in Lakhs, unless otherwise stated)				
Particulars	Quarter ended			
	30.06.2020	31.03.2020	30.06.2019	Year ended
	Unaudited	Refer Note 6	Unaudited	Audited
I. Revenue From Operations	2,780.31	6,083.53	3,329.16	19,738.00
II. Other Income	29.32	32.44	93.07	179.03
III. Total Income (I + II)	2,809.63	6,115.97	3,422.23	19,917.03
IV. Expenses				
Purchases of Stock-in-Trade	413.09	447.56	156.90	1,581.95
Changes in Inventories of Stock-in-Trade	(6.82)	(49.55)	5.74	(67.68)
Project and Other Operating Expenses	1,659.89	2,791.31	941.28	7,756.71
Employee Benefits Expense	785.97	925.83	846.92	3,532.79
Finance Costs	312.83	424.21	361.03	1,603.30
Depreciation and Amortisation Expense	89.67	94.68	98.88	387.98
Other Expenses	210.63	692.44	305.96	2,051.52
Total Expenses (IV)	3,465.26	5,326.48	2,716.71	16,846.57
V. (Loss)/ Profit Before Exceptional Items and Tax (III-IV)	(655.63)	789.49	705.52	3,070.46
VI. Exceptional Items	-	-	-	-
VII. (Losses) / Profit Before Tax (V- VI)	(655.63)	789.49	705.52	3,070.46
VIII. Tax Expense				
(1) Current Tax	-	(270.01)	(183.25)	(928.47)
(2) Income Tax for earlier Years	-	-	-	1.22
(3) Deferred Tax	17.08	31.54	(0.98)	71.69
IX. (Loss) / Profit for the period/year (VII + VIII)	(638.55)	551.02	521.29	2,214.90
X. Other Comprehensive Income				
A. (i) Items that will not be reclassified to profit or loss				
- Remeasurements Gain/(Loss) on defined benefit plans	(3.51)	(3.85)	(3.39)	(14.03)
(ii) Income Tax relating to Items that will not be reclassified to profit or loss	0.98	1.07	0.94	3.90
B. (i) Items that will be reclassified to profit or loss	-	-	-	-
(ii) Income Tax relating to items that will be reclassified to profit or loss	-	-	-	-
Total Other Comprehensive Income	(2.53)	(2.78)	(2.45)	(10.13)
XI. Total Comprehensive Income for the period/year (IX+X)	(641.08)	548.24	518.84	2,204.77
XII. (Loss)/Profit attributable to owners of the company	(638.55)	551.02	521.29	2,214.90
XIII. Other Comprehensive Income attributable to owners of the company	(2.53)	(2.78)	(2.45)	(10.13)
XIV. Total comprehensive income attributable to owners of the company	(641.08)	548.24	518.84	2,204.77
XV. Paid-up Equity Share Capital (Face value of Rs. 10 each)	1,111.71	1,111.71	1,111.71	1,111.71
XVI. Other Equity Excluding Revaluation Reserve	-	-	-	7,883.72
XVII. Earnings Per Equity Share (In Rs.) (Face Value of Rs.10/- each)				
(1) Basic (*Not Annualised)	(5.74)*	4.96*	4.69*	19.92
(2) Diluted (*Not Annualised)	(5.74)*	4.96*	4.69*	19.92



Consolidated Unaudited financial results for the quarter ended June 30, 2020

1. The chief operating decision maker (CODM) has identified following reportable segments of its business.

- Enterprise Geospatial & Engineering Services
- Software Products
- Power Generation

Segment wise Revenue, Results, Assets and Liabilities

Particulars	(Rs. in Lakhs, unless otherwise stated)			
	Quarter ended		Year ended	
	30.06.2020	31.03.2020	30.06.2019	31.03.2020
	Unaudited	Refer Note 6	Unaudited	Audited
1. Segment Revenue				
a. Enterprise Geospatial & Engineering Services	2,230.12	5,518.46	3,064.34	17,623.07
b. Software Products	488.31	539.30	186.11	1,888.59
c. Power Generation	61.88	25.77	78.71	226.34
Income From Operations	2,780.31	6,083.53	3,329.16	19,738.00
2. Segment Results				
a. Enterprise Geospatial & Engineering Services	(238.62)	1,301.14	1,141.21	5,213.04
b. Software Products	34.97	86.97	(31.33)	140.51
c. Power Generation	32.33	(2.87)	54.26	111.96
Total	(171.32)	1,385.24	1,164.13	5,465.51
i) Finance Costs	(312.83)	(424.21)	(361.03)	(1,603.30)
ii) Other unallocable expenditure	(200.80)	(203.98)	(190.65)	(970.78)
iii) Unallocable Income	29.32	32.44	93.07	179.03
(Loss) / Profit before exceptional items and Tax	(655.63)	789.49	705.52	3,070.46
Exceptional Items	-	-	-	-
(Loss)/Profit Before Tax	(655.63)	789.49	705.52	3,070.46
3. Segment Assets				
a. Enterprise Geospatial & Engineering Services	17,999.66	18,490.18	18,192.55	18,490.18
b. Software Products	1,030.38	752.22	315.63	752.22
c. Power Generation	1,171.27	1,112.65	1,257.10	1,112.65
d. Unallocable	4,533.11	4,644.66	4,561.31	4,644.66
Total	24,734.42	24,999.71	24,326.59	24,999.71
4. Segment Liabilities				
a. Enterprise Geospatial & Engineering Services	3,911.74	5,047.94	3,474.21	5,047.94
b. Software Products	87.09	0.18	63.77	0.18
c. Power Generation	0.53	13.95	22.26	13.95
d. Unallocable	12,380.72	10,942.21	13,150.96	10,942.21
Total	16,380.08	16,004.28	16,711.20	16,004.28

