

General information about company	
Scrip code	538734
NSE Symbol	
MSEI Symbol	
ISIN	INE016Q01014
Name of the company	CEINSYS TECH LIMITED
Whether company is SME	No
Class of Security	Equity Shares
Type of report	Quarterly
Quarter Ended / Half year ended/Date of Report (For Prelisting / Allotment)	31-03-2019
Date of allotment / extinguishment (in case Capital Restructuring selected) / Listing Date	
Shareholding pattern filed under	Regulation 31 (1) (b)



Declaration					
Sr. No.	Particular	Yes/No	Promoter and Promoter Group	Public shareholder	Non Promoter- Non Public
1	Whether the Listed Entity has issued any partly paid up shares?	No	No	No	No
2	Whether the Listed Entity has issued any Convertible Securities ?	No	No	No	No
3	Whether the Listed Entity has issued any Warrants ?	No	No	No	No
4	Whether the Listed Entity has any shares against which depository receipts are issued?	No	No	No	No
5	Whether the Listed Entity has any shares in locked-in?	Yes	No	Yes	No
6	Whether any shares held by promoters are pledge or otherwise encumbered?	Yes	Yes		
7	Whether company has equity shares with differential voting rights?	No	No	No	No




Table I - Summary Statement holding of specified securities

Category (I)	Category of shareholder (II)	Nos. Of shareholders (III)	No. of fully paid up equity shares held (IV)	No. Of Partly paid-up equity shares held (V)	No. Of shares underlying Depository Receipts (VI)	Total nos. shares held (VII) = (IV)+(V)+(VI)	Shareholding as a % of total no. of shares (calculated as per SCRR, 1957) (VIII) As a % of (A+B+C2)	Number of Voting Rights held in each class of securities (IX)			
								No of Voting (XIV) Rights			Total as a % of (A+B+C)
								Class eg: X	Class eg: Y	Total	
(A)	Promoter & Promoter Group	7	6407701			6407701	57.64	6407701		6407701	57.64
(B)	Public	338	4709384			4709384	42.36	4709384		4709384	42.36
(C)	Non Promoter-Non Public										
(C1)	Shares underlying DRs										
(C2)	Shares held by Employee Trusts										
	Total	345	11117085			11117085	100	11117085		11117085	100




Table I - Summary Statement holding of specified securities


Category (I)	Category of shareholder (II)	No. Of Shares Underlying Outstanding convertible securities (X)	No. of Shares Underlying Outstanding Warrants (Xi)	No. Of Shares Underlying Outstanding convertible securities and No. Of Warrants (Xi) (a)	Shareholding , as a % assuming full conversion of convertible securities (as a percentage of diluted share capital) (XI)= (VII)+(X) As a % of (A+B+C2)	Number of Locked in shares (XII)		Number of Shares pledged or otherwise encumbered (XIII)		Number of equity shares held in dematerialized form (XIV)
						No. (a)	As a % of total Shares held (b)	No. (a)	As a % of total Shares held (b)	
(A)	Promoter & Promoter Group				57.64			825000	12.88	6407701
(B)	Public				42.36	148467	3.15			4709384
(C)	Non Promoter-Non Public									
(C1)	Shares underlying DRs									
(C2)	Shares held by Employee Trusts									
	Total				100	148467	1.34	825000	7.42	11117085



Table II - Statement showing shareholding pattern of the Promoter and Promoter Group											
Sr.	Category & Name of the Shareholders (I)	Nos. Of shareholders (III)	No. of fully paid up equity shares held (IV)	No. Of Partly paid-up equity shares held (V)	No. Of shares underlying Depository Receipts (VI)	Total nos. shares held (VII) = (IV)+(V)+(VI)	Shareholding as a % of total no. of shares (calculated as per SCRR, 1957) (VIII) As a % of (A+B+C2)	Number of Voting Rights held in each class of securities (IX)			
								No of Voting (XIV) Rights			Total as a % of Total Voting rights
								Class eg: X	Class eg: y	Total	
A	Table II - Statement showing shareholding pattern of the Promoter and Promoter Group										
(1)	Indian										
(a)	Individuals/Hindu undivided Family	5	2700701			2700701	24.29	2700701		2700701	24.29
(d)	Any Other (specify)	2	3707000			3707000	33.35	3707000		3707000	33.35
Sub-Total (A)(1)		7	6407701			6407701	57.64	6407701		6407701	57.64
(2)	Foreign										
Total Shareholding of Promoter and Promoter Group (A)=(A)(1)+(A)(2)		7	6407701			6407701	57.64	6407701		6407701	57.64
B	Table III - Statement showing shareholding pattern of the Public shareholder										
(1)	Institutions										
(3)	Non-institutions										
(a(i))	Individuals - i. Individual shareholders holding nominal share capital up to Rs. 2 lakhs.	311	479320			479320	4.31	479320		479320	4.31
(a(ii))	Individuals - ii. Individual shareholders holding nominal share capital in excess of Rs. 2 lakhs.	8	1315498			1315498	11.83	1315498		1315498	11.83
(e)	Any Other (specify)	19	2914566			2914566	26.22	2914566		2914566	26.22
Sub-Total (B)(3)		338	4709384			4709384	42.36	4709384		4709384	42.36
Total Public Shareholding (B)=(B)(1)+(B)(2)+(B)(3)		338	4709384			4709384	42.36	4709384		4709384	42.36
C	Table IV - Statement showing shareholding pattern of the Non Promoter- Non Public shareholder										
Total (A+B+C2)		345	11117085			11117085	100	11117085		11117085	100
Total (A+B+C)		345	11117085			11117085	100	11117085		11117085	100



Table II - Statement showing shareholding pattern of the Promoter and Promoter Group									
Sr.	No. Of Shares Underlying Outstanding convertible securities (X)	No. of Shares Underlying Outstanding Warrants (Xi)	No. Of Shares Underlying Outstanding convertible securities and No. Of Warrants (Xi) (a)	Shareholding , as a % assuming full conversion of convertible securities (as a percentage of diluted share capital) (XI)= (VII)+(X) As a % of (A+B+C2)	Number of Locked in shares (XII)		Number of Shares pledged or otherwise encumbered (XIII)		Number of equity shares held in dematerialized form (XIV)
					No. (a)	As a % of total Shares held (b)	No. (a)	As a % of total Shares held (b)	
A	Table II - Statement showing shareholding pattern of the Promoter and Promoter Group								
(1)	Indian								
(a)				24.29			0	0	2700701
(d)				33.35			825000	22.26	3707000
Sub-Total (A)(1)				57.64			825000	12.88	6407701
(2)	Foreign								
Total Shareholding of Promoter and Promoter Group (A)=(A)(1)+(A)(2)				57.64			825000	12.88	6407701
B	Table III - Statement showing shareholding pattern of the Public shareholder								
(1)	Institutions								
(3)	Non-institutions								
(a(i))				4.31	143667	29.97			479320
(a(ii))				11.83	0	0			1315498
(e)				26.22	4800	0.16			2914566
Sub-Total (B)(3)				42.36	148467	3.15			4709384
Total Public Shareholding (B)=(B)(1)+(B)(2)+(B)(3)				42.36	148467	3.15			4709384
C	Table IV - Statement showing shareholding pattern of the Non Promoter- Non Public shareholder								
Total (A+B+C2)				100	148467	1.34			11117085
Total (A+B+C)				100	148467	1.34	825000	7.42	11117085
Disclosure of notes on shareholding pattern								Textual Information(1)	




Text Block

Textual Information()


26645 Shares were allotted on 29th March, 2019. The listing of said share is under process and shown as part of Dematerialised Shares as the shares will be allotted in DEMAT Mode only. The Company has not allotted shares to respective shareholders in physical mode.



Individuals/Hindu undivided Family						
Searial No.	1	2	3	4	5	
Name of the Shareholders (I)	DATTATRAYA RAGHOBARI MEGHE	DEVIKA SAGAR MEGHE	SAGAR DATTATRAYA MEGHE	SAMEER DATTATRAYA MEGHE	VRINDA SAMEER MEGHE	Click here to go back
PAN (II)	ACPPM6517K	ACPPM6520J	ABYPM6079Q	ABYPM6076B	AFUPM4185R	Total
No. of fully paid up equity shares held (IV)	7	433950	915155	919289	432300	2700701
No. Of Partly paid-up equity shares held (V)						
No. Of shares underlying Depository Receipts (VI)						
Total nos. shares held (VII) = (IV)+(V)+ (VI)	7	433950	915155	919289	432300	2700701
Shareholding as a % of total no. of shares (calculated as per SCRR, 1957) (VIII) As a % of (A+B+C2)	0	3.9	8.23	8.27	3.89	24.29
Number of Voting Rights held in each class of securities (IX)						
Class eg: X	7	433950	915155	919289	432300	2700701
Class eg: y						
Total	7	433950	915155	919289	432300	2700701
Total as a % of Total Voting rights	0	3.9	8.23	8.27	3.89	24.29
No. Of Shares Underlying Outstanding convertible securities (X)						
No. of Shares Underlying Outstanding Warrants (Xi)						
No. Of Shares Underlying Outstanding convertible securities and No. Of Warrants (Xi) (a)						
Shareholding , as a % assuming full conversion of convertible securities (as a percentage of diluted share capital) (XI)= (VII)+(Xi)(a) As a % of (A+B+C2)	0	3.9	8.23	8.27	3.89	24.29
Number of Locked in shares (XII)						
No. (a)						
As a % of total Shares held (b)						
Number of Shares pledged or otherwise encumbered (XIII)						
No. (a)	0	0	0	0	0	0
As a % of total Shares held (b)	0	0	0	0	0	0
Number of equity shares held in	7	433950	915155	919289	432300	2700701



dematerialized form (XIV)						
Reason for not providing PAN						
Reason for not providing PAN						
Shareholder type						




Any Other (specify)			
Searial No.	1	2	
Category	Bodies Corporate	Bodies Corporate	Click here to go back
Name of the Shareholders (I)	RAGHAV INFRADEVELOPERS AND BUILDERS PRIVATE LIMITED	SMG HOSPITALS PRIVATE LIMITED	
PAN (II)	AACCR6908B	AAJCS9925N	Total
No. of the Shareholders (I)	1	1	2
No. of fully paid up equity shares held (IV)	2343000	1364000	3707000
No. Of Partly paid-up equity shares held (V)			
No. Of shares underlying Depository Receipts (VI)			
Total nos. shares held (VII) = (IV)+(V)+ (VI)	2343000	1364000	3707000
Shareholding as a % of total no. of shares (calculated as per SCRR, 1957) (VIII) As a % of (A+B+C2)	21.08	12.27	33.35
Number of Voting Rights held in each class of securities (IX)			
Class eg: X	2343000	1364000	3707000
Class eg: y			
Total	2343000	1364000	3707000
Total as a % of Total Voting rights	21.08	12.27	33.35
No. Of Shares Underlying Outstanding convertible securities (X)			
No. of Shares Underlying Outstanding Warrants (Xi)			
No. Of Shares Underlying Outstanding convertible securities and No. Of Warrants (Xi) (a)			
Shareholding , as a % assuming full conversion of convertible securities (as a percentage of diluted share capital) (XI)= (VII)+(X) As a % of (A+B+C2)	21.08	12.27	33.35
Number of Locked in shares (XII)			
No. (a)			
As a % of total Shares held (b)			
Number of Shares pledged or otherwise encumbered (XIII)			
No. (a)	825000	0	825000




As a % of total Shares held (b)	35.21	0	22.26
Number of equity shares held in dematerialized form (XIV)	2343000	1364000	3707000
Reason for not providing PAN			
Reason for not providing PAN			
Shareholder type			




Individuals - ii. Individual shareholders holding nominal share capital in excess of Rs. 2 lakhs.		
Serial No.	1	
Name of the Shareholders (I)	ANAND SANCHETI	Click here to go back
PAN (II)	ABJPS0675H	Total
No. of fully paid up equity shares held (IV)	1000000	1000000
No. Of Partly paid-up equity shares held (V)		
No. Of shares underlying Depository Receipts (VI)		
Total nos. shares held (VII) = (IV)+(V)+ (VI)	1000000	1000000
Shareholding as a % of total no. of shares (calculated as per SCRR, 1957) (VIII) As a % of (A+B+C2)	9	9
Number of Voting Rights held in each class of securities (IX)		
Class eg: X	1000000	1000000
Class eg: y		
Total	1000000	1000000
Total as a % of Total Voting rights	9	9
No. Of Shares Underlying Outstanding convertible securities (X)		
No. of Shares Underlying Outstanding Warrants (Xi)		
No. Of Shares Underlying Outstanding convertible securities and No. Of Warrants (Xi) (a)		
Shareholding , as a % assuming full conversion of convertible securities (as a percentage of diluted share capital) (XI)= (VII)+(X) As a % of (A+B+C2)	9	9
Number of Locked in shares (XII)		
No. (a)	0	0
As a % of total Shares held (b)	0	0
Number of equity shares held in dematerialized form (XIV)	1000000	1000000
Reason for not providing PAN		
Reason for not providing PAN		



Any Other (specify)						
Serial No.	1	2	3	4	5	6
Category	Bodies Corporate	Bodies Corporate	Bodies Corporate	Bodies Corporate	Clearing Members	Non-Resident Indian (NRI)
Category / More than 1 percentage	More than 1 percentage of shareholding	More than 1 percentage of shareholding	More than 1 percentage of shareholding	Category	Category	Category
Name of the Shareholders (I)	SMG INTERNATIONAL PRIVATE LIMITED	TREBLE TRADING AND INVESTMENT COMPANY PVT LTD.	AKS INFRADEVELOPERS PRIVATE LIMITED			
PAN (II)	AAKCS2938N	AACCT0487B	AAFCA9787J			
No. of the Shareholders (I)	1	1	1	11	2	3
No. of fully paid up equity shares held (IV)	1322199	275000	1276000	33700	65	7602
No. Of Partly paid-up equity shares held (V)						
No. Of shares underlying Depository Receipts (VI)						
Total nos. shares held (VII) = (IV)+(V)+ (VI)	1322199	275000	1276000	33700	65	7602
Shareholding as a % of total no. of shares (calculated as per SCRR, 1957) (VIII) As a % of (A+B+C2)	11.89	2.47	11.48	0.3	0	0.07
Number of Voting Rights held in each class of securities (IX)						
Class eg: X	1322199	275000	1276000	33700	65	7602
Class eg: y						
Total	1322199	275000	1276000	33700	65	7602
Total as a % of Total Voting rights	11.89	2.47	11.48	0.3	0	0.07
No. Of Shares Underlying Outstanding convertible securities (X)						
No. of Shares Underlying Outstanding Warrants (Xi)						
No. Of Shares Underlying Outstanding convertible securities and No. Of Warrants (Xi) (a)						
Shareholding , as a % assuming full conversion of convertible securities (as a percentage of diluted share capital) (XI)= (VII)+(X) As a % of (A+B+C2)	11.89	2.47	11.48	0.3	0	0.07
Number of Locked in shares (XII)						
No. (a)	0	0	0	0	0	4800
As a % of total Shares held (b)	0	0	0	0	0	63.14




Number of equity shares held in dematerialized form (XIV)	1322199	275000	1276000	33700	65	7602
Reason for not providing PAN						
Reason for not providing PAN						



Any Other (specify)

Serial No.	
Category	
Category / More than 1 percentage	
Name of the Shareholders (I)	Click here to go back
PAN (II)	Total
No. of the Shareholders (I)	16
No. of fully paid up equity shares held (IV)	41367
No. Of Partly paid-up equity shares held (V)	
No. Of shares underlying Depository Receipts (VI)	
Total nos. shares held (VII) = (IV)+(V)+ (VI)	41367
Shareholding as a % of total no. of shares (calculated as per SCRR, 1957) (VIII) As a % of (A+B+C2)	0.37
Number of Voting Rights held in each class of securities (IX)	
Class eg: X	41367
Class eg:y	
Total	41367
Total as a % of Total Voting rights	0.37
No. Of Shares Underlying Outstanding convertible securities (X)	
No. of Shares Underlying Outstanding Warrants (Xi)	
No. Of Shares Underlying Outstanding convertible securities and No. Of Warrants (Xi) (a)	
Shareholding , as a % assuming full conversion of convertible securities (as a percentage of diluted share capital) (XI)= (VII)+(X) As a % of (A+B+C2)	0.37
Number of Locked in shares (XII)	
No. (a)	4800
As a % of total Shares held (b)	11.6
Number of equity shares held in dematerialized form (XIV)	41367



Reason for not providing PAN	
Reason for not providing PAN	

