

General information about company	
Scrip code	538734
Name of the company	CEINSYS TECH LIMITED
Whether company is SME	No
Class of Security	Equity Shares
Type of report	Quarterly
Quarter Ended / Half year ended/Date of Report (For Prelisting / Allotment)	31-12-2017
Date of allotment / extinguishment (in case Capital Restructuring selected) / Listing Date	
Shareholding pattern filed under	Regulation 31 (1) (b)



Sr. No.	Particular	Yes/No
1	Whether the Listed Entity has issued any partly paid up shares?	No
2	Whether the Listed Entity has issued any Convertible Securities ?	Yes
3	Whether the Listed Entity has issued any Warrants ?	No
4	Whether the Listed Entity has any shares against which depository receipts are issued?	No
5	Whether the Listed Entity has any shares in locked-in?	Yes
6	Whether any shares held by promoters are pledge or otherwise encumbered?	Yes
7	Whether company has equity shares with differential voting rights?	No



Table I - Summary Statement holding of specified securities

Category (I)	Category of shareholder (II)	Nos. Of shareholders (III)	No. of fully paid up equity shares held (IV)	No. Of Partly paid-up equity shares held (V)	No. Of shares underlying Depository Receipts (VI)	Total nos. shares held (VII) = (IV)+(V)+(VI)	Shareholding as a % of total no. of shares (calculated as per SCRR, 1957) (VIII) As a % of (A+B+C2)	Number of Voting Rights held in each class of securities (IX)			
								No of Voting (XIV) Rights			Total as a % of (A+B+C)
								Class eg: X	Class eg:y	Total	
(A)	Promoter & Promoter Group	7	6210051			6210051	56.19	6210051		6210051	56.19
(B)	Public	221	4841994			4841994	43.81	4841994		4841994	43.81
(C)	Non Promoter-Non Public										
(C1)	Shares underlying DRs										
(C2)	Shares held by Employee Trusts										
	Total	228	11052045			11052045	100	11052045		11052045	100



Table I - Summary Statement holding of specified securities

Category (I)	Category of shareholder (II)	No. Of Shares Underlying Outstanding convertible securities (X)	No. of Shares Underlying Outstanding Warrants (Xi)	No. Of Shares Underlying Outstanding convertible securities and No. Of Warrants (Xi) (a)	Shareholding, as a % assuming full conversion of convertible securities (as a percentage of diluted share capital) (XI)= (VII)+(X) As a % of (A+B+C2)	Number of Locked in shares (XII)		Number of Shares pledged or otherwise encumbered (XIII)		Number of equity shares held in dematerialized form (XIV)
						No. (a)	As a % of total Shares held (b)	No. (a)	As a % of total Shares held (b)	
(A)	Promoter & Promoter Group	0		0	55.8	0	0	825000	13.28	6210051
(B)	Public	77850		77850	44.2	1083427	22.38			4841994
(C)	Non Promoter-Non Public									
(C1)	Shares underlying DRs									
(C2)	Shares held by Employee Trusts									
	Total	77850		77850	100	1083427	9.8	825000	7.46	11052045



Table II - Statement showing shareholding pattern of the Promoter and Promoter Group											
Sr.	Category & Name of the Shareholders (I)	Nos. Of shareholders (III)	No. of fully paid up equity shares held (IV)	No. Of Partly paid-up equity shares held (V)	No. Of shares underlying Depository Receipts (VI)	Total nos. shares held (VII) = (IV)+(V)+(VI)	Shareholding as a % of total no. of shares (calculated as per SCRR, 1957) (VIII) As a % of (A+B+C2)	Number of Voting Rights held in each class of securities (IX)			
								No of Voting (XIV) Rights			Total as a % of Total Voting rights
								Class eg: X	Class eg:y	Total	
A	Table II - Statement showing shareholding pattern of the Promoter and Promoter Group										
(1)	Indian										
(a)	Individuals/Hindu undivided Family	5	2503051			2503051	22.65	2503051		2503051	22.65
(d)	Any Other (specify)	2	3707000			3707000	33.54	3707000		3707000	33.54
Sub-Total (A)(1)		7	6210051			6210051	56.19	6210051		6210051	56.19
(2)	Foreign										
Total Shareholding of Promoter and Promoter Group (A)=(A)(1)+(A)(2)		7	6210051			6210051	56.19	6210051		6210051	56.19
B	Table III - Statement showing shareholding pattern of the Public shareholder										
(1)	Institutions										
(3)	Non-institutions										
(a(i))	Individuals - i. Individual shareholders holding nominal share capital up to Rs. 2 lakhs.	191	412235			412235	3.73	412235		412235	3.73
(a(ii))	Individuals - ii. Individual shareholders holding nominal share capital in excess of Rs. 2 lakhs.	11	1513300			1513300	13.69	1513300		1513300	13.69
(e)	Any Other (specify)	19	2916459			2916459	26.39	2916459		2916459	26.39
Sub-Total (B)(3)		221	4841994			4841994	43.81	4841994		4841994	43.81
Total Public Shareholding (B)=(B)(1)+(B)(2)+(B)(3)		221	4841994			4841994	43.81	4841994		4841994	43.81
C	Table IV - Statement showing shareholding pattern of the Non Promoter- Non Public shareholder										
Total (A+B+C2)		228	11052045			11052045	100	11052045		11052045	100
Total (A+B+C)		228	11052045			11052045	100	11052045		11052045	100





Table II - Statement showing shareholding pattern of the Promoter and Promoter Group									
Sr.	No. Of Shares Underlying Outstanding convertible securities (X)	No. of Shares Underlying Outstanding Warrants (Xi)	No. Of Shares Underlying Outstanding convertible securities and No. Of Warrants (Xi) (a)	Shareholding , as a % assuming full conversion of convertible securities (as a percentage of diluted share capital) (XI)= (VII)+(X) As a % of (A+B+C2)	Number of Locked in shares (XII)		Number of Shares pledged or otherwise encumbered (XIII)		Number of equity shares held in dematerialized form (XIV)
					No. (a)	As a % of total Shares held (b)	No. (a)	As a % of total Shares held (b)	
A	Table II - Statement showing shareholding pattern of the Promoter and Promoter Group								
(1)	Indian								
(a)	0		0	22.49	0	0	0	0	2503051
(d)	0		0	33.31	0	0	825000	22.26	3707000
Sub-Total (A)(1)	0		0	55.8	0	0	825000	13.28	6210051
(2)	Foreign								
Total Shareholding of Promoter and Promoter Group (A)=(A)(1)+(A)(2)	0		0	55.8	0	0	825000	13.28	6210051
B	Table III - Statement showing shareholding pattern of the Public shareholder								
(1)	Institutions								
(3)	Non-institutions								
(a(i))	74850		74850	4.38	80127	19.44			412235
(a(ii))	0		0	13.6	1000000	66.08			1513300
(e)	3000		3000	26.23	3300	0.11			2916459
Sub-Total (B)(3)	77850		77850	44.2	1083427	22.38			4841994
Total Public Shareholding (B)=(B)(1)+(B)(2)+(B)(3)	77850		77850	44.2	1083427	22.38			4841994
C	Table IV - Statement showing shareholding pattern of the Non Promoter- Non Public shareholder								
Total (A+B+C2)	77850		77850	100	1083427	9.8			11052045
Total (A+B+C)	77850		77850	100	1083427	9.8	825000	7.46	11052045




Individuals/Hindu undivided Family						
Serial No.	1	2	3	4	5	
Name of the Shareholders (I)	DATTATRAYA RAGHOBARI MEGHE	DEVIKA SAGAR MEGHE	SAGAR DATTATRAYA MEGHE	SAMEER DATTATRAYA MEGHE	VRINDA SAMEER MEGHE	Click here to go back
PAN (II)	ACPPM6517K	ACPPM6520J	ABYPM6079Q	ABYPM6076B	AFUPM4185R	Total
No. of fully paid up equity shares held (IV)	7	433950	812454	824340	432300	2503051
No. Of Partly paid-up equity shares held (V)						
No. Of shares underlying Depository Receipts (VI)						
Total nos. shares held (VII) = (IV)+(V)+ (VI)	7	433950	812454	824340	432300	2503051
Shareholding as a % of total no. of shares (calculated as per SCRR, 1957) (VIII) As a % of (A+B+C2)	0	3.93	7.35	7.46	3.91	22.65
Number of Voting Rights held in each class of securities (IX)						
Class eg: X	7	433950	812454	824340	432300	2503051
Class eg: y						
Total	7	433950	812454	824340	432300	2503051
Total as a % of Total Voting rights	0	3.93	7.35	7.46	3.91	22.65
No. Of Shares Underlying Outstanding convertible securities (X)	0	0	0	0	0	0
No. of Shares Underlying Outstanding Warrants (Xi)						
No. Of Shares Underlying Outstanding convertible securities and No. Of Warrants (Xi) (a)	0	0	0	0	0	0
Shareholding , as a % assuming full conversion of convertible securities (as a percentage of diluted share capital) (XI)= (VII)+(Xi)(a) As a % of (A+B+C2)	0	3.9	7.3	7.41	3.88	22.49
Number of Locked in shares (XII)						
No. (a)	0	0	0	0	0	0
As a % of total Shares held (b)	0	0	0	0	0	0
Number of Shares pledged or otherwise encumbered (XIII)						
No. (a)	0	0	0	0	0	0
As a % of total Shares held (b)	0	0	0	0	0	0
Number of equity shares held in dematerialized	7	433950	812454	824340	432300	2503051



form (XIV)							
Reason for not providing PAN							
Reason for not providing PAN							




Any Other (specify)			
Serial No.	1	2	
Category	Bodies Corporate	Bodies Corporate	Click here to go back
Name of the Shareholders (I)	RAGHAV INFRADEVELOPERS AND BUILDERS PRIVATE LIMITED	SMG HOSPITALS PRIVATE LIMITED	
PAN (II)	AACCR6908B	AAJCS9925N	Total
No. of the Shareholders (I)	1	1	2
No. of fully paid up equity shares held (IV)	2343000	1364000	3707000
No. Of Partly paid-up equity shares held (V)			
No. Of shares underlying Depository Receipts (VI)			
Total nos. shares held (VII) = (IV)+(V)+ (VI)	2343000	1364000	3707000
Shareholding as a % of total no. of shares (calculated as per SCRR, 1957) (VIII) As a % of (A+B+C2)	21.2	12.34	33.54
Number of Voting Rights held in each class of securities (IX)			
Class eg: X	2343000	1364000	3707000
Class eg:y			
Total	2343000	1364000	3707000
Total as a % of Total Voting rights	21.2	12.34	33.54
No. Of Shares Underlying Outstanding convertible securities (X)	0	0	0
No. of Shares Underlying Outstanding Warrants (Xi)			
No. Of Shares Underlying Outstanding convertible securities and No. Of Warrants (Xi) (a)	0	0	0
Shareholding , as a % assuming full conversion of convertible securities (as a percentage of diluted share capital) (XI)= (VII)+(X) As a % of (A+B+C2)	21.05	12.26	33.31
Number of Locked in shares (XII)			
No. (a)	0	0	0
As a % of total Shares held (b)	0	0	0
Number of Shares pledged or otherwise encumbered (XIII)			
No. (a)	825000	0	825000



As a % of total Shares held (b)	35.21	0	22.26
Number of equity shares held in dematerialized form (XIV)	2343000	1364000	3707000
Reason for not providing PAN			



Individuals - ii. Individual shareholders holding nominal share capital in excess of Rs. 2 lakhs.		
Serial No.	1	
Name of the Shareholders (I)	ANAND SANCHETI	Click here to go back
PAN (II)	ABJPS0675H	Total
No. of fully paid up equity shares held (IV)	1000000	1000000
No. Of Partly paid-up equity shares held (V)		
No. Of shares underlying Depository Receipts (VI)		
Total nos. shares held (VII) = (IV)+(V)+ (VI)	1000000	1000000
Shareholding as a % of total no. of shares (calculated as per SCRR, 1957) (VIII) As a % of (A+B+C2)	9.05	9.05
Number of Voting Rights held in each class of securities (IX)		
Class eg: X	1000000	1000000
Class eg:y		
Total	1000000	1000000
Total as a % of Total Voting rights	9.05	9.05
No. Of Shares Underlying Outstanding convertible securities (X)	0	0
No. of Shares Underlying Outstanding Warrants (Xi)		
No. Of Shares Underlying Outstanding convertible securities and No. Of Warrants (Xi) (a)	0	0
Shareholding , as a % assuming full conversion of convertible securities (as a percentage of diluted share capital) (XI)= (VII)+(X) As a % of (A+B+C2)	8.98	8.98
Number of Locked in shares (XII)		
No. (a)	1000000	1000000
As a % of total Shares held (b)	100	100
Number of equity shares held in dematerialized form (XIV)	1000000	1000000
Reason for not providing PAN		
Reason for not providing PAN		




Any Other (specify)							
Serial No.	1	2	3	4	5	6	7
Category	Clearing Members	Bodies Corporate	Bodies Corporate	Bodies Corporate	Bodies Corporate	NRI	NRI – Non-Repatriate
Category / More than 1 percentage	Category	Category	More than 1 percentage of shareholding	More than 1 percentage of shareholding	More than 1 percentage of shareholding	Category	Category
Name of the Shareholders (I)			AKS INFRADEVELOPERS PRIVATE LIMITED	SMG INTERNATIONAL PRIVATE LIMITED	TREBLE TRADING AND INVESTMENT COMPANY PVT LTD.		
PAN (II)			AAFCA9787J	AAKCS2938N	AACCT0487B		
No. of the Shareholders (I)	8	6	1	1	1	1	1
No. of fully paid up equity shares held (IV)	12734	23925	1276000	1320550	275000	4950	3300
No. Of Partly paid-up equity shares held (V)							
No. Of shares underlying Depository Receipts (VI)							
Total nos. shares held (VII) = (IV)+(V)+ (VI)	12734	23925	1276000	1320550	275000	4950	3300
Shareholding as a % of total no. of shares (calculated as per SCRR, 1957) (VIII) As a % of (A+B+C2)	0.12	0.22	11.55	11.95	2.49	0.04	0.03
Number of Voting Rights held in each class of securities (IX)							
Class eg: X	12734	23925	1276000	1320550	275000	4950	3300
Class eg: y							
Total	12734	23925	1276000	1320550	275000	4950	3300
Total as a % of Total Voting rights	0.12	0.22	11.55	11.95	2.49	0.04	0.03
No. Of Shares Underlying Outstanding convertible securities (X)	0	0	0	0	0	0	3000
No. of Shares Underlying Outstanding Warrants (Xi)							
No. Of Shares Underlying Outstanding convertible securities and No. Of Warrants (Xi) (a)	0	0	0	0	0	0	3000
Shareholding , as a % assuming full conversion of convertible securities (as a percentage of diluted share capital) (XI)= (VII)+(X) As a % of (A+B+C2)	0.11	0.21	11.46	11.86	2.47	0.04	0.06
Number of Locked in shares (XII)							
No. (a)	0	0	0	0	0	0	3300



As a % of total Shares held (b)	0	0	0	0	0	0	100
Number of equity shares held in dematerialized form (XIV)	12734	23925	1276000	1320550	275000	4950	3300
Reason for not providing PAN							
Reason for not providing PAN							



Any Other (specify)	
Serial No.	
Category	
Category / More than 1 percentage	
Name of the Shareholders (I)	Click here to go back
PAN (II)	Total
No. of the Shareholders (I)	16
No. of fully paid up equity shares held (IV)	44909
No. Of Partly paid-up equity shares held (V)	
No. Of shares underlying Depository Receipts (VI)	
Total nos. shares held (VII) = (IV)+(V)+ (VI)	44909
Shareholding as a % of total no. of shares (calculated as per SCRR, 1957) (VIII) As a % of (A+B+C2)	0.41
Number of Voting Rights held in each class of securities (IX)	
Class eg: X	44909
Class eg:y	
Total	44909
Total as a % of Total Voting rights	0.41
No. Of Shares Underlying Outstanding convertible securities (X)	3000
No. of Shares Underlying Outstanding Warrants (Xi)	
No. Of Shares Underlying Outstanding convertible securities and No. Of Warrants (Xi) (a)	3000
Shareholding , as a % assuming full conversion of convertible securities (as a percentage of diluted share capital) (XI)= (VII)+(X) As a % of (A+B+C2)	0.42
Number of Locked in shares (XII)	
No. (a)	3300
As a % of total Shares held (b)	7.35
Number of equity shares held in dematerialized	44909



form (XIV)	
Reason for not providing PAN	
Reason for not providing PAN	

